



Global Poll: Majority Wants Troops Out of Iraq Within a Year

A majority of citizens across the world (67%) think US-led forces should leave Iraq within a year, according to a BBC World Service poll of 23,000 people across 22 countries. Just one in four (23%) think foreign troops should remain in Iraq until security improves.

However, half of those polled (49%) believe the United States plans to keep permanent military bases in Iraq. Another 36 percent believe the US will withdraw all forces once Iraq is stabilized.

Three in five Americans (61%) think US forces should get out of Iraq within a year, including 24 percent who favor immediate withdrawal and 37 percent who prefer a one year timetable. Another 32 percent of Americans say the forces should stay until security improves.

Other members of the US-led coalition also have majorities wanting forces out within a year: 65 percent of Britons, 63 percent of South Koreans and 63 percent of Australians.

Three countries – Kenya, the Philippines and India – do not have majorities favoring withdrawal within a year, but in no case does a majority favor remaining until security improves. In Kenya and the Philippines 45 percent and 44 percent respectively, favor remaining and in India just 17 percent favor this option.

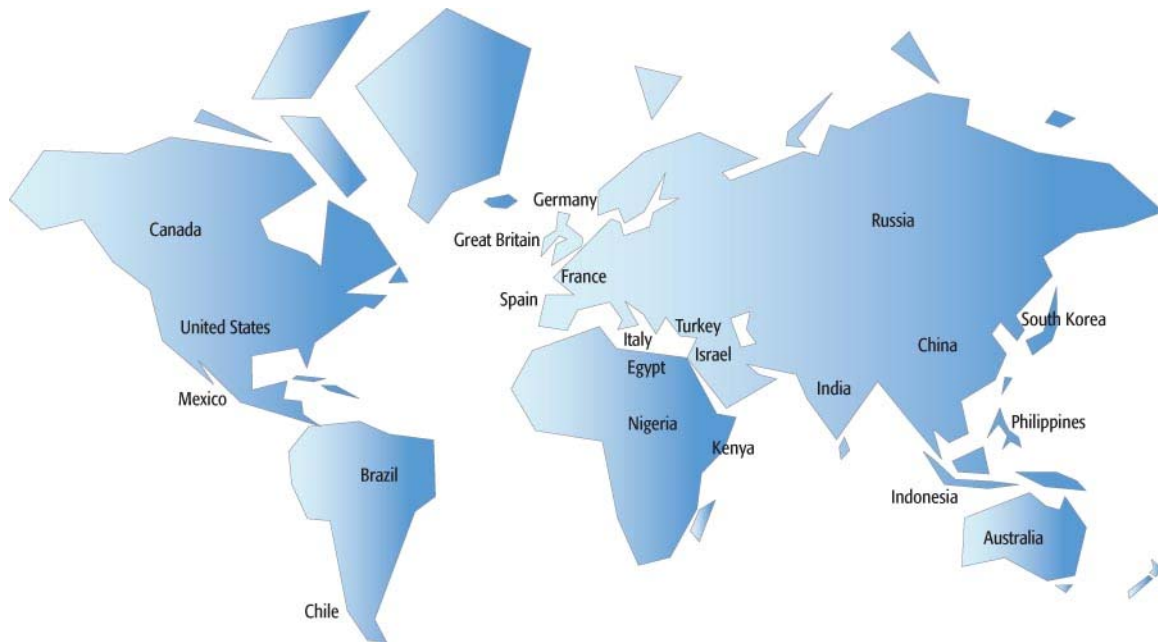
The survey was conducted for the BBC World Service by the international polling firm GlobeScan together with the Program on International Policy Attitudes (PIPA) at the University of Maryland. GlobeScan coordinated fieldwork between May 29 and July 26, 2007.

GlobeScan President Doug Miller said, "The weight of global public opinion, and indeed American opinion, is opposed to the Bush Administration's current policy of letting security conditions in Iraq dictate the timing of US troop withdrawal."

Steven Kull, director of PIPA, pointed out, "While majorities in 19 of 22 countries polled want the US to be out of Iraq within a year, in no country does a majority think it will do so."

Kull added, "It seems the US is widely viewed as planning to make Iraq part of its long term military footprint in the Middle East."

Participating Countries



Note: In Brazil, Chile, China, Egypt, Indonesia, the Philippines, South Korea and Turkey an urban sample was used. Please see page 13 for further details.

Detailed Findings

Comparing the current results with those from a BBC World Service poll released in February 2006, there appears to be growing support for a definite end to foreign deployments in Iraq. While question wording differed, support for troops remaining until security improves has dropped sharply overall, and is today half what it was in early 2006 across Western European and North American countries surveyed, including the US.

Today, majorities in 19 of the 22 countries surveyed think troops should be out of Iraq within a year. This view is endorsed by an average of 67 percent, including 39 percent who want the troops out immediately and 28 percent who think they should be withdrawn gradually according to a one-year timetable.

Muslim countries are among those most eager for the US-led forces to withdraw from Iraq immediately: Indonesia (65%), Turkey (64%), and Egypt (58%). But Latin Americans—Mexico (68%) and Brazil (54%)—also favor immediate withdrawal. Nearly half of those polled in

Views of What US-Led Forces in Iraq Should Do

Average of 22 Countries



Base: Representative sample of 23 000 adults in 22 countries

Chile believe foreign troops should leave Iraq now (44%) and an additional 28 percent say they should go within a year.

Although Western Europeans have been particularly critical of US foreign policy, only minorities favor immediate withdrawal in France (34%), Germany (33%), Great Britain (27%), and Italy (28%). Spain is a bit more eager to see the troops leave as soon as possible, with 47 percent favoring immediate withdrawal.

Nonetheless, most Europeans want the coalition to commit to a timetable for withdrawing. Combining those who want withdrawal within a year with those who want it immediately, large majorities in all European countries surveyed think foreign troops should leave Iraq in the near term: France (75%), Germany (72%), Italy (72%), Spain (68%), and Great Britain (65%).

Canadians are similar to Europeans with 67 percent favoring withdrawal within a year and only 23 percent believing troops should remain until the security situation has improved.

The poll also reveals a widespread belief across the world that the US plans to have permanent bases in Iraq – this being the dominant view in 14 of the 22 countries polled. An overall average of one in two respondents (49%) believes the US plans to have permanent bases in Iraq, while 36 percent assume that the United States will withdraw all troops once Iraq is stabilized.

Views of US Plans in Iraq

Average of 22 Countries



Base: Representative sample of 23 000 adults in 22 countries

Americans are divided on the question, with 42 percent saying the US plans to keep permanent bases in Iraq and 43 percent saying it plans to remove all of its forces.

Mexico has the largest majority (75%) believing that the United States plans to maintain permanent bases in Iraq. Also, nearly three out of four in Italy (73%) share this view as do more than two-thirds in Egypt (68%) and Turkey (64%).

Just five countries tend to believe the United States plans to remove all troops from Iraq once it is stabilized. Curiously, the country most convinced that the United States plans to remove its military forces is China (57%), followed by Great Britain (56%) and Kenya (54%). Australians (50%), Nigerians (48%), and Canadians (46%) lean in this direction as well.

In total 23,193 citizens in Australia, Brazil, Canada, Chile, China, Egypt, France, Germany, Great Britain, India, Indonesia, Israel, Italy, Kenya, Mexico, Nigeria, Philippines, Russia, South Korea, Spain, Turkey, and the United States were interviewed face-to-face or by telephone between May 29 and July 26, 2007. Polling was conducted for the BBC World Service by the international polling firm GlobeScan and its research partners in each country. In eight of the 22 countries,

the sample was limited to major urban areas. The margin of error per country ranges from +/-2.4 to 3.5 percent.

For more details, please see the Methodology section or visit www.globescan.com or www.worldpublicopinion.org.

For media interviews with the participating pollsters, please contact:

Doug Miller, President
GlobeScan Incorporated, London
+44 20 7253 1425
(Mobile: +44 78 999 77 000)
Doug.Miller@GlobeScan.com

Steven Kull, Director
Program on International Policy Attitudes, Washington
+1 202 232 7500
(Mobile: +1 301 254 7500)
Skull@pipa.org

GlobeScan Incorporated is a global public opinion and stakeholder research consultancy with offices in Toronto, London, and Washington. GlobeScan conducts custom research and annual tracking studies on global issues. With a research network spanning 50+ countries, GlobeScan works with global companies, multilateral agencies, national governments, and non-government organizations to deliver research-based insights for successful strategies.

The Program on International Policy Attitudes (PIPA) is a joint program of the Center on Policy Attitudes and the Center for International and Security Studies at the University of Maryland. PIPA undertakes research on attitudes in publics around the world on a variety of international issues and publishes the website/webzine WorldPublicOpinion.org.

The BBC exists to enrich people's lives with great programmes and services on television, radio and online that inform, educate and entertain. Its vision is to be the most creative, trusted organization in the world. BBC reporters and correspondents at home and abroad can be called on for expert coverage across a huge range of subject areas. With over sixty foreign bureaux, the BBC has the largest newsgathering operation in the world. BBC World Service provides international news, analysis and information in English and 32 other languages.

Questionnaire

I would now like to ask you a few questions about Iraq.

M9. Which of the following do you think the US-led forces in Iraq should do?
Should they ... READ. CODE ONE

- 01 – Withdraw immediately
- 02 – Commit to gradually withdraw according to a one-year timetable
- 03 – Remain in Iraq until the security situation improves

VOLUNTEERED DO NOT READ

- 98 – Other (do not specify)
- 99 – DK/NA

M10. Do you think ...
READ AND ROTATE. CODE ONE.

- 01 – The US plans to have permanent military bases in Iraq.
- 02 – The US plans to remove all its military forces once Iraq is stabilized.

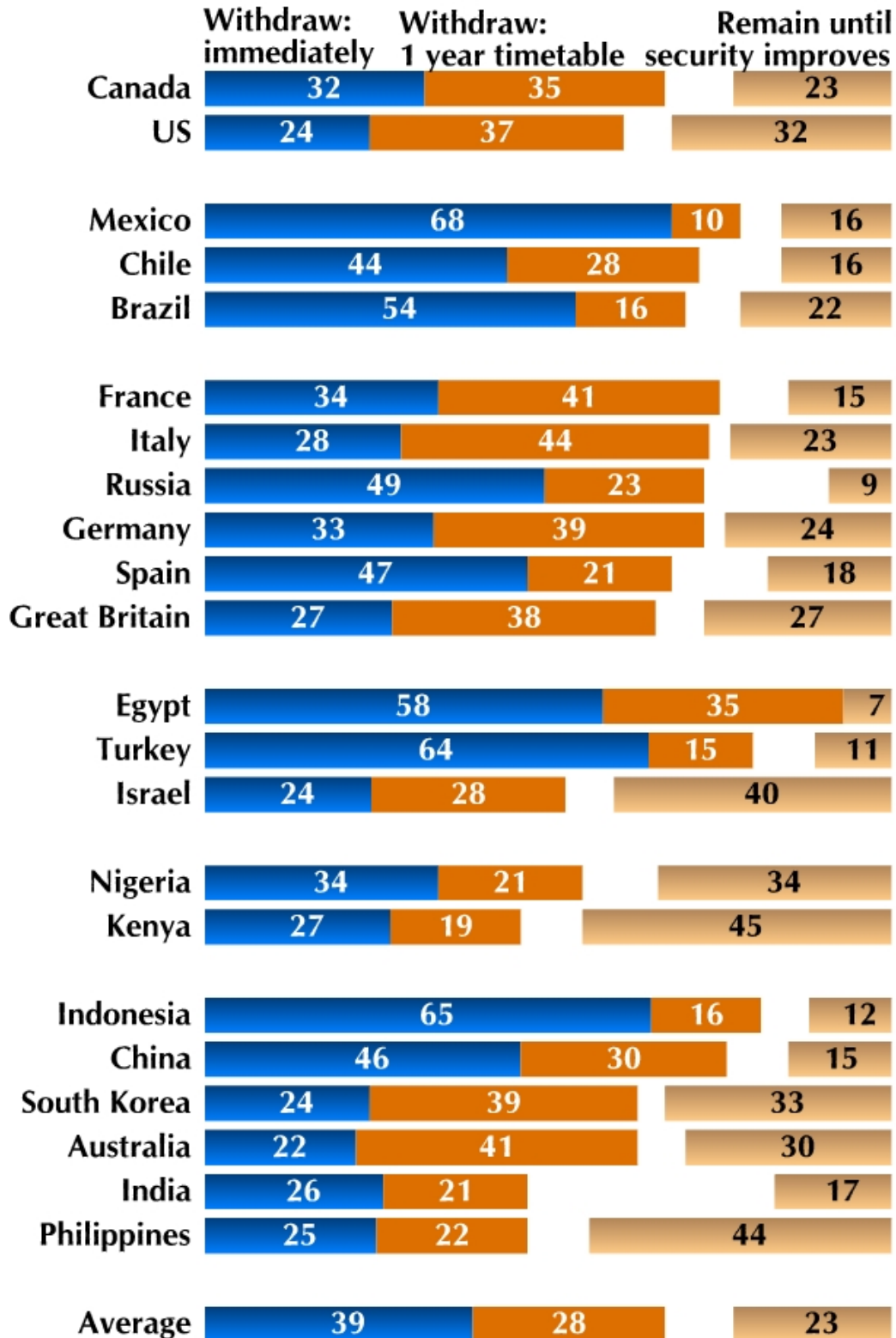
VOLUNTEERED DO NOT READ

- 98 – Other (do not specify)
- 99 – DK/NA

Country-by-Country Results

Views of US-Led Forces in Iraq

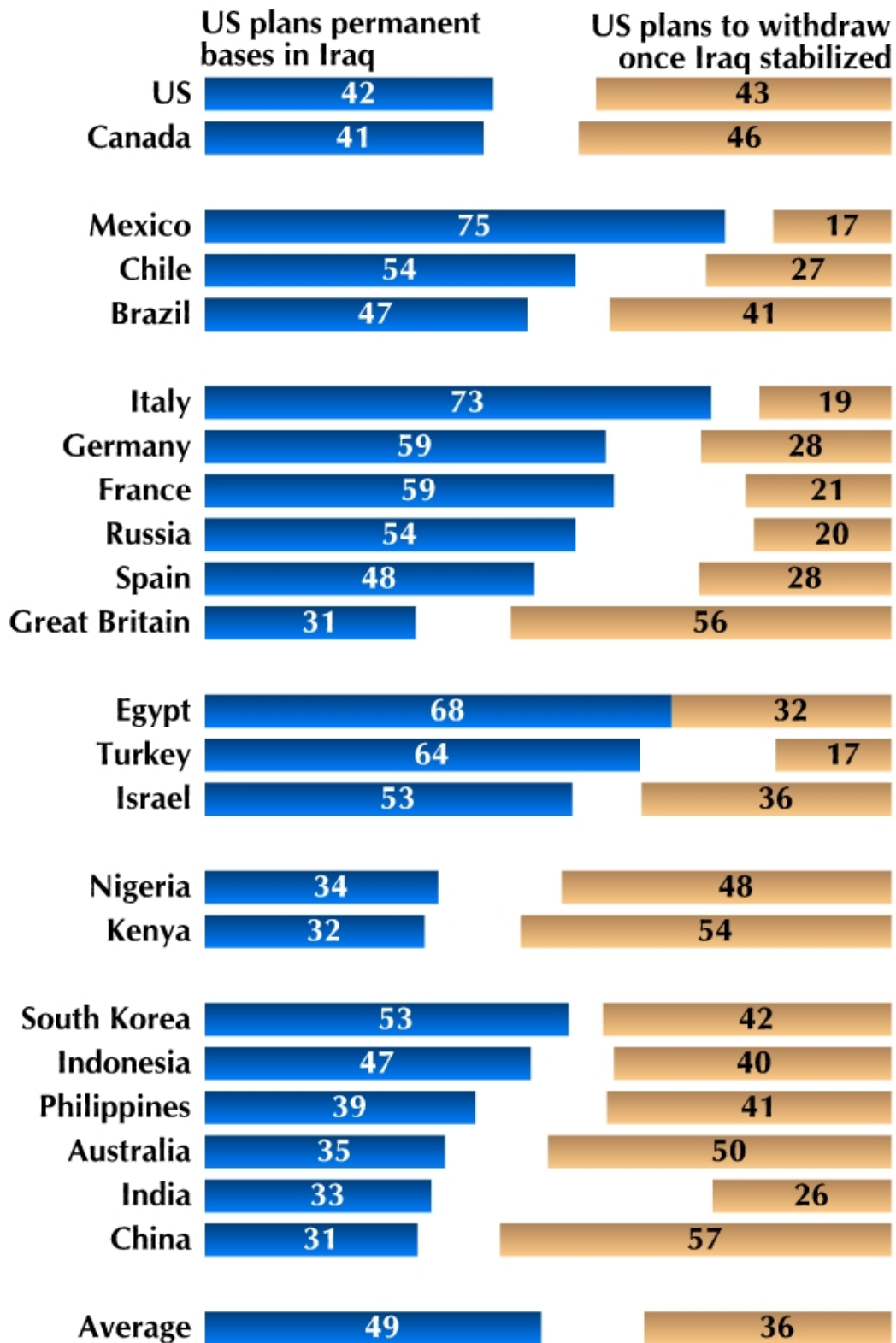
Should US-led forces in Iraq...



Whitespace represents "Other" and "Don't Know" BBC, 9/07

Views of US Plans in Iraq

Do you think...



Whitespace represents "Other" and "Don't Know" BBC, 9/07

Country-by-Country Results

Canada

Canadian opinion is in line with most other global publics: a majority believes that US-led forces should withdraw from Iraq within a year. They also tend to believe that US forces will eventually leave Iraq once it is stabilized. Two-thirds (67%) feel that the United States should withdraw its forces either immediately (32%) or within a one-year timetable (35%), just one-quarter (23%) say the troops should stay until security improves. The dominant view among Canadians (46%) is that the United States does not plan to have forces in Iraq permanently, while 41 percent believe that it does.

USA

Americans, like most publics around the world, believe that US-led forces should withdraw from Iraq within a year. They are divided, however, about whether the United States plans to keep permanent military bases in Iraq. Sixty-one percent believe the United States should pull out within a year (37%) or immediately (24%)—one-third (32%) feels the forces should remain until security improves. Asked whether they think the United States plans to have permanent military bases in Iraq, Americans are divided, with 42 percent saying they believe permanent bases are planned while 43 percent say all forces will be removed once Iraq is stabilized.

Brazil

A large majority of Brazilians agree with most other Latin Americans that US-led forces should leave Iraq according to a one-year timeline. But they are somewhat less likely to share the view that the US plans permanent bases in Iraq. Seventy percent say that the US-led forces should withdraw immediately (54%) or gradually according to a one-year timeline (16%). Only 22 percent believe the troops should stay until Iraq is more stable. Brazilians lean toward the belief that the United States plans to have permanent military bases in Iraq, but by a relatively small 47 percent to 41 percent margin.

Chile

Chileans believe the United States should withdraw troops within a year, though their support for immediate withdrawal is more modest than among other Latin Americans. A majority believes that the United States plans to have forces in Iraq permanently. While 72 percent supports the withdrawal of US-led forces, only 44 percent think withdrawal should be immediate and 28 percent feel it should be carried out gradually over 12 months. Just 16 percent believe the troops should stay until security improves. Fifty-four percent say the United States plans to have permanent bases in Iraq, while about one-quarter (27%) think it will remove its forces once Iraq has stabilized.

Mexico

The percentage of Mexicans who favor the immediate withdrawal of US troops from Iraq is the highest not only in Latin America but also among all 22 countries surveyed. Mexico, moreover, has the largest majority saying the United States plans to keep permanent bases in Iraq. More than three out of four (78%) believe US-led forces should leave Iraq in the near future, including 68 percent who say they should pull out immediately. Only 16 percent believe foreign troops should stay until security improves. Three out of four (75%) also think that the United States plans to have permanent military bases in Iraq while less than one in five (17%) feel that its forces will leave once Iraq is stabilized.

France

The French are among those most convinced both that US-led forces should withdraw from Iraq within the next 12 months and that they probably will remain there indefinitely. Three-quarters (75%) of French respondents believe that US troops should withdraw according to a one-year timeline (41%) or immediately (34%). Very few (15%) say that they should stay until the security situation improves. Three in five (59%) also believe that the United States plans to have permanent military bases in Iraq, while only one in five (21%) say it will withdraw all of its troops once Iraq has stabilized.

Germany

Like the other European publics surveyed, Germans think that the US-led forces should withdraw from Iraq within a year. A majority also believes, however, that the United States plans to keep permanent military bases there. Seventy-two percent say that the US-led forces should pull out either according to a one-year timeline (39%) or immediately (33%). One-quarter (24%) feels that the troops should stay until security in Iraq improves. Nearly three in five (59%) also say they believe that the United States plans to have permanent military bases in Iraq while only 28 percent say its troops will leave once Iraq is stable.

Great Britain

Like other European publics, a majority of Britons—whose government has begun pulling some of its forces out of Iraq—believe that US-led forces should withdraw within a year. They are unique, however, in that they believe the United States does plan to remove all troops from Iraq once it has stabilized. Sixty-five percent of the British public says that US-led forces should withdraw within one year (38%) or immediately (27%), while 27 percent feel that they should stay until the security situation improves. Great Britain is one of only three countries (and the only European country) with a majority that believes the United States plans to eventually pull out of Iraq completely. Fifty-six percent say the United States plans to remove all its forces once Iraq is stable, while 31 percent say they believe it intends to have forces there indefinitely.

Italy

Italians share the view of nearly all publics polled that US-led troops should leave Iraq within a year. They are among those most sceptical (second only to Mexican and Turkish respondents) that the United States plans to remove its forces. More than seven in 10 (72%) Italian respondents feel that US-led forces should withdraw from Iraq according to a one-year timetable (44%) or immediately (28%). Less than one-quarter (23%) think that they should remain until Iraq is stable. Nearly three-quarters (73%) say the United States intends to have a permanent military presence in Iraq and less than one-fifth (19%) say it will eventually withdraw.

Russia

Most Russians would like US troops to withdraw from Iraq in the near future, though a modest majority believes that the United States instead plans to establish permanent bases there. Seventy-two percent of Russians favor the US-led forces leaving Iraq within a year: 49 percent say this should happen immediately and 23 percent gradually. Less than one in ten (9%)—among the lowest of the 22 countries polled—believe foreign forces should stay in Iraq until it is stable. A majority of Russians (54%) also think the United States plans to have permanent military bases in Iraq, while just 20 percent say that it plans to remove its forces.

Spain

A majority of Spaniards—whose government ordered its troops home from Iraq in 2004—think the rest of the US-led forces should withdraw within a year, though a considerable number believe the United States intends to keep them there permanently. More than two-thirds (68%) say that US-led forces should leave immediately (47%) or within one year (21%), while just 18 percent say they should stay until Iraq is stable. But Spaniards are a bit less inclined than other Europeans to think the United States plans to keep military bases in Iraq. Nearly half (48%) feel that the United States intends to have permanent bases, while 28 percent say they believe it will remove its forces when Iraq is stabilized.

Egypt

Of the 22 countries polled, Egypt has a large majority in favor of an immediate withdrawal of US-led troops from Iraq. They believe overwhelmingly, however, that the United States plans to have a permanent military presence there. More than nine out of 10 Egyptians (93%) say the US-led forces should pull out of Iraq in a year and a majority says this should be done immediately (58%). A mere seven percent prefers that the troops stay indefinitely. Sixty-eight percent also say they believe that the United States plans to have permanent military bases in Iraq, more than the other predominantly Muslim countries polled. Less than one-third (32%) feels that the United States will remove its forces once Iraq has stabilized.

Israel

A slight majority of Israelis—but smaller than in most countries—favors the United States withdrawing its forces from Iraq within a year. Another modest majority,

however, thinks the United States instead intends to keep military bases there. Fifty-two percent of Israelis would like US-led troops to leave Iraq either gradually over 12 months (28%) or immediately (24%). However, a relatively large 40 percent says that these forces should remain until Iraq is stable. A majority of Israelis think the United States does not plan to leave Iraq; by a margin of 53 percent to 36 percent, they say that the US plans to keep permanent military bases there rather than pull all of its troops out once the country is stable.

Turkey

The Turkish public is among those most convinced that that the US troops should get out of Iraq immediately. It also has one of the highest percentages convinced that the United States actually intends to keep troops there permanently. Nearly four out of five (79%) in Turkey believe that the US-led troops should leave within a year, including 64 percent who say they should leave immediately and 15 percent who prefer a gradual departure over 12 months. Only 11 percent believe troops should stay until Iraq is stable. Nearly two-thirds of Turkish respondents think the United States plans permanent bases in Iraq; only 17 percent say they believe the US plans to remove all of its forces.

Kenya

Kenya is one of only three countries where majorities do not favor a withdrawal of US-led forces from Iraq within the next year. It is also one of the few that believe the United States does plan to get out of Iraq once it is stabilized. Only 46 percent believe the United States should leave within a year, including 27 percent who say it should do so immediately and 19 percent who say it should do so gradually. About the same number (45%) say US-led forces should instead stay until Iraq is stable. A majority of Kenyans (54%) also say the US will remove its troops once Iraq has stabilized, while about one-third (32%) say the US plans to stay there permanently.

Nigeria

A majority of Nigerians agree with most other publics that US-led forces should leave Iraq within a year. But unlike most of the other publics polled, Nigerians also think the United States plans to leave Iraq once it is stabilized. A modest majority (55%) of Nigerians say the United States should pull its troops out within a year, including 34 percent who say it should do so immediately and 21 percent who think it should leave gradually. Another 34 percent feel that the forces should remain until security improves. Asked whether they believe the United States plans to have permanent military bases in Iraq, nearly half of Nigerians (48%) believe that the US will remove its forces once Iraq has stabilized, while 34 percent think it plans to keep military bases there.

Australia

The public of Australia—whose troops are part of the US-led coalition that toppled Saddam Hussein—favors withdrawing the multinational forces from Iraq within a year. They do not believe, unlike most others surveyed, that the United States intends to keep permanent military bases in Iraq once it has stabilized. Sixty-three

percent of Australians favor US-led troops pulling out of Iraq either gradually over 12 months (41%) or immediately (22%). Three in 10 (30%) think the troops should remain there until Iraq is stable. Although half of Australians (50%) say they believe the United States plans to remove its forces from Iraq once it stabilizes, more than a third (35%) say the United States plans to keep permanent military bases there.

China

Most Chinese respondents—along with most of the rest of the world—favor a timetable of no more than a year for the withdrawal of US-led forces from Iraq. But unlike most of the other countries polled, a majority believes the United States will remove all of its forces from Iraq once it is stabilized. More than three-quarters (76%) say the multinational forces should either leave Iraq immediately (46%) or according to a one-year timeline (30%). Just 15 percent believe that foreign troops should remain there indefinitely. China is one of only three countries where a majority of respondents say the United States does intend to pull its forces out of Iraq once it is stable (57%) rather than keep permanent bases there (31%).

India

Indians are one of only three countries without a majority in favor of a US withdrawal from Iraq within the next year. They are also less likely than other countries to believe that the United States plans to keep permanent military bases in Iraq. Forty-seven percent of Indians say that the US-led forces should withdraw either immediately (26%) or according to a one-year timeline (21%), while just 17 percent say they should remain until Iraq is stable. But large numbers (36%) decline to answer. Asked whether they believe the United States plans to keep permanent military bases in Iraq or to remove all of its forces once the country is stable, Indians lean toward the former, but only by a small margin (33% to 26%). Again, many Indian respondents (41%) decline to answer.

Indonesia

Most Indonesians want US-led troops out of Iraq within a year. They also believe, however, that the United States does not intend to leave. More than four out of five (81%) say that the US-led forces should leave Iraq and most say it should do so immediately (65%) rather than gradually over the next 12 months (16%). Just 12 percent say multinational troops should remain until Iraq stabilizes. Indonesians also lean toward the belief that the United States intends to have permanent bases in Iraq rather than remove all of its forces by a margin of 47 percent to 40 percent.

Philippines

Filipinos are among the few countries polled without a majority in favor of US withdrawal from Iraq within a year. They are divided over whether the United States intends to keep military forces there permanently. About half of those polled (47%) say US-led forces should set a timetable to withdraw either immediately (25%) or gradually over the next 12 months (22%); almost half (44%) believe the troops should instead remain until Iraq is stable. Asked about what they think the United States plans to do, Filipinos are similarly divided: 41 percent say it intends to

remove all of its troops after Iraq is secure and 39 percent say it plans to keep permanent bases in Iraq.

South Korea

Like other members of the US-led coalition in Iraq, a majority of South Koreans feel that these multinational forces should leave Iraq in the near future. Nonetheless, a small majority says they doubt the United States intends to withdraw. Sixty-three percent of South Koreans say that US-led forces set a timetable to withdraw either within one year (39%) or immediately (24%). One-third (33%) feels that the forces should stay until the country is stable. Although a slight majority (53%) feels that the United States intends to keep permanent military bases in Iraq, large numbers (42%) think instead that it plans to remove all of its forces once Iraq is secure.

Methodology

Country	Sample Size (unweighted)	Field dates	Sample frame	Survey methodology	Type of sample
Australia	1,000	June 13 - July 06, 2007	18+	Telephone	National
Brazil	802	June 06 - June 25, 2007	18-69	Face-to-face	Urban ¹
Canada	1,000	May 29 - June 24, 2007	18+	Telephone	National
Chile	1,000	July 05-July 16, 2007	18+	Face-to-face	Urban ²
China	1,800	June 24 - July 04	18-65	Telephone	Urban ³
Egypt	1,000	May 31 - June 08, 2007	18+	Face-to-face	Urban ⁴
France	1,002	June 18 - June 21, 2007	15+	Telephone	National
Germany	1,010	May 31 - June 21, 2007	16-70	Telephone	National
Great Britain	1,010	June 06 - June 29, 2007	18+	Telephone	National
India	1,521	July 17 - July 26, 2007	18+	Face-to-face	National
Indonesia	1,000	June 18 - 28, 2007	17+	Face-to-face	Urban ⁵
Israel	1,011	July 09 - July 12, 2007	18+	Telephone	National
Italy	1,003	June 19 - June 27, 2007	18+	Telephone	National
Kenya	1,000	June 11 - June 20, 2007	18-65	Face-to-face	National
Mexico	1,000	June 25 - July 08, 2007	18+	Face-to-face	National
Nigeria	1,000	July 10 - July 22, 2007	18+	Face-to-face	National
Philippines	1,000	June 21 - July 08, 2007	18+	Face-to-face	Urban ⁶
Russia	1,034	June 29 - July 12, 2007	18+	Face-to-face	National
South Korea	1,000	June 07 - June 27, 2007	20-59	Face-to-face	Urban ⁷
Spain	1,000	June 18 – June 28, 2007	18+	Telephone	National
Turkey	1,000	June 09 - June 25, 2007	15+	Face-to-face	Urban ⁸
USA	1,000	June 21 - July 18, 2007	18+	Telephone	National

1 In Brazil the survey was conducted in Belo Horizonte, Brasília, Curitiba, Porto Alegre, Recife, Rio de Janeiro, Salvador, and São Paulo, representing 15% of the total national adult population.

2 In Chile the survey was conducted in Antofagasta, Arica, Calama, Chiguayante, Chillán, Concepción, Copiapó, Iquique, Coquimbo, Coronel, Curicó, Gran Santiago (includes San

Bernardo and Puente Alto), La Serena, Linares, Los Angeles, Lota, Osorno, Ovalle, Puerto Montt, Quillota, Quilpué, Rancagua, San Antonio, Talca, Talcahuano, Temuco, Valdivia, Valparaíso, Villa Alemana, Viña, representing 65% of the total national adult population.

3 In China the survey was conducted in Beijing, Chengdu, Guangzhou, Hangzhou, Shanghai, Shenyang, Wuhan, Xi'an, and Zhengzhou, representing 4% of the total national adult population.

4 In Egypt the survey was conducted in urban areas of Cairo, Giza, Shobra Al Khema and Alexandria representing 21% of the total national adult population.

5 In Indonesia the survey was conducted in Bandung, Jakarta, Medan, Semarang, and Surabaya, representing 5% of the total national adult population.

6 In the Philippines the survey was conducted in the National Capital Region representing 12% of the total national adult population.

7 In South Korea, the survey was conducted in Busan, Daegu, Daejeon, Gwangju, Incheon, Seoul and Ulsan, representing 45% of the total national adult population.

8 In Turkey the survey was conducted in Adana, Ankara, Antalya, Bursa, Diyarbakir, Erzurum, Istanbul, Izmir, Konya, Samsun, and Zonguldak, representing 30% of the total national adult population.

Research Partners

Country	Research Institute	Location	Contact
Australia	GlobeScan	Toronto	Oliver Martin oliver.martin@globescan.com +1 416 969 3072
Brazil	Market Analysis Brazil	Florianópolis	Fabián Echegaray fabian@marketanalysis.com.br +55 48 3234 58 53
Canada	GlobeScan	Toronto	Oliver Martin oliver.martin@globescan.com +1 416 969 3072
Chile	MORI Chile	Santiago	Marta Lagos mlagos@rdc.cl +5623344544
Egypt	Attitude Market Research	Cairo	Mohamed Al Gendy mgendy@attitude-eg.com +202 22711262
France	Efficiencie 3	Paris and Reims	Christian de Thieulloy christian.t@efficiencie3.com +33 3 2679 7589
Germany	Ri*QUESTA GmbH	Teningen	Bernhard Rieder riquesta.rieder@t-online.de +49 (0)7641 934336
Great Britain	GlobeScan	Toronto	Oliver Martin oliver.martin@globescan.com +1 416 969 3072
India	CVoter	New Delhi	Yashwant Deshmukh yashwant@teamcvoter.com +91 120 4247135
Indonesia	Deka Marketing Research	Jakarta	Irma Malibari Putranto irma.putranto@deka-research.co.id +62 21 723 6901
Israel	B.I. Cohen Institute for Public Opinion Research, Tel- Aviv University	Tel-Aviv	Anat Oren anatoren@post.tau.ac.il +03 6406766 / 03 6408963
Italy	GfK Eurisko s.r.l.	Milan and Rome	Paolo Anselmi paolo.anselmi@eurisko.it +39 02 4380 9 1

Kenya	Research Path Associates Limited	Nairobi	Jeremy Mwololo jeremy.mwololo@rpa.co.ke +254 020 2734770
Mexico	Mund Américas	Mexico City	Daniel M. Lund dlund@mundamericas.com +5255 5584 3020
Nigeria	Market Trends Research International, Nigeria	Lagos	J.O. Ebhomenye Mtrinigeria@research-intng.com +234 1 774 0386 / 234 1 775 0753
Philippines	M&S-Sigma Dos Philippines, Inc.	Makati City	Teodora M. Marasigan tmmarasigan@ms-sigmados.com +632 8172780 / +63917 5108602
Russia	CESSI Institute for Comparative Social Research	Moscow	Vladimir Andreenkov vladimir.andreenkov@cessi.ru +7095 229 15 06
South Korea	Dongseo Research	Seoul	Jason Jung usjung@dsrgroup.co.kr +82 2 538 4743
Spain	Sigma Dos Internacional	Madrid	Gines Garrido mrots@sigmados.com +34 91 360 0474
Turkey	Yontem Research & Consultancy	Istanbul	Bülent Gündogmu info@yontemresearch.com +90 212 278 12 19
USA	GlobeScan	Toronto	Oliver Martin oliver.martin@globescan.com +1 416 969 3072